

## COVID-19 Summary Report for Dooly County

- As of October 25, 2021, Dooly County has 1,635 cases of COVID-19 and 54 confirmed deaths
- There were 4 cases reported from October 15 to October 21
- Dooly County accounts for 0.13% of COVID cases in Georgia
- 7.9% of positive cases in Dooly County have been hospitalized and 3.3% have died
- The average percent of positive PCR tests in Dooly County over the last 7 days is 6.8%
- The total number of confirmed cases (PCR) per 100,000 people in Dooly County is 8,037.31
- In Dooly County, 5,297 (39%) of residents have received at least one dose of the COVID-19 vaccine and 4,768 (35%) have been fully vaccinated

**TABLE 1. COMPARISON OF CUMULATIVE COVID-19 CASE COUNTS AND PERCENT CHANGE FOR GEORGIA AND DOOLY COUNTY**

|                     | Oct 15    | Oct 16    | Oct 17    | Oct 18    | Oct 19    | Oct 20    | Oct 21    |
|---------------------|-----------|-----------|-----------|-----------|-----------|-----------|-----------|
| <b>Georgia</b>      | 1,250,485 | 1,251,641 | 1,252,462 | 1,253,000 | 1,254,140 | 1,255,184 | 1,256,193 |
| <b>% Change</b>     | 0.1%      | 0.1%      | 0.07%     | 0.04%     | 0.1%      | 0.08%     | 0.08%     |
| <b>Dooly County</b> | 1611      | 1611      | 1611      | 1611      | 1614      | 1615      | 1615      |
| <b>% Change</b>     | 0%        | 0%        | 0%        | 0%        | 0.2%      | 0.06%     | 0%        |

**TABLE 2. COMPARISON OF DAILY NEW COVID-19 POSITIVE INDIVIDUALS FOR GEORGIA AND DOOLY COUNTY**

|                     | Oct 15 | Oct 16 | Oct 17 | Oct 18 | Oct 19 | Oct 20 | Oct 21 | Total  |
|---------------------|--------|--------|--------|--------|--------|--------|--------|--------|
| <b>Georgia</b>      | 1,991  | 1,749  | 1,103  | 687    | 1,760  | 1,721  | 1,538  | 20,549 |
| <b>Dooly County</b> | 0      | 0      | 0      | 0      | 3      | 1      | 0      | 4      |

**TABLE 3. CUMULATIVE COVID-19 CASE COUNTS BY CITY AND % TOTAL OF DOOLY COUNTY CASES**

|                   | Oct 15 | Oct 16 | Oct 17 | Oct 18 | Oct 19 | Oct 20 | Oct 21 | Total |
|-------------------|--------|--------|--------|--------|--------|--------|--------|-------|
| <b>Byromville</b> | 150    | 150    | 150    | 150    | 151    | 151    | 151    | 12.4% |
| <b>Lilly</b>      | 16     | 16     | 16     | 16     | 16     | 16     | 16     | 1.3%  |
| <b>Pinehurst</b>  | 93     | 93     | 93     | 93     | 94     | 95     | 95     | 7.8%  |
| <b>Unadilla</b>   | 211    | 211    | 211    | 211    | 211    | 211    | 211    | 17.4% |
| <b>Vienna</b>     | 737    | 737    | 737    | 737    | 738    | 738    | 738    | 60.9% |



**TABLE 4. DAILY NUMBER OF NEW COVID-19 CASES BY CITY**

|                   | Oct 15 | Oct 16 | Oct 17 | Oct 18 | Oct 19 | Oct 20 | Oct 21 | Total |
|-------------------|--------|--------|--------|--------|--------|--------|--------|-------|
| <b>Byromville</b> | 0      | 0      | 0      | 0      | 1      | 0      | 0      | 1     |
| <b>Lilly</b>      | 0      | 0      | 0      | 0      | 0      | 0      | 0      | 0     |
| <b>Pinehurst</b>  | 0      | 0      | 0      | 0      | 1      | 1      | 0      | 2     |
| <b>Unadilla</b>   | 0      | 0      | 0      | 0      | 0      | 0      | 0      | 0     |
| <b>Vienna</b>     | 0      | 0      | 0      | 0      | 1      | 0      | 0      | 1     |

**TABLE 5. CASES, HOSPITALIZATIONS AND DEATH COUNTS IN DOOLY COUNTY**

|             | Total Count | % of cases that died |
|-------------|-------------|----------------------|
| <b>Died</b> | 54          | 3.3%                 |

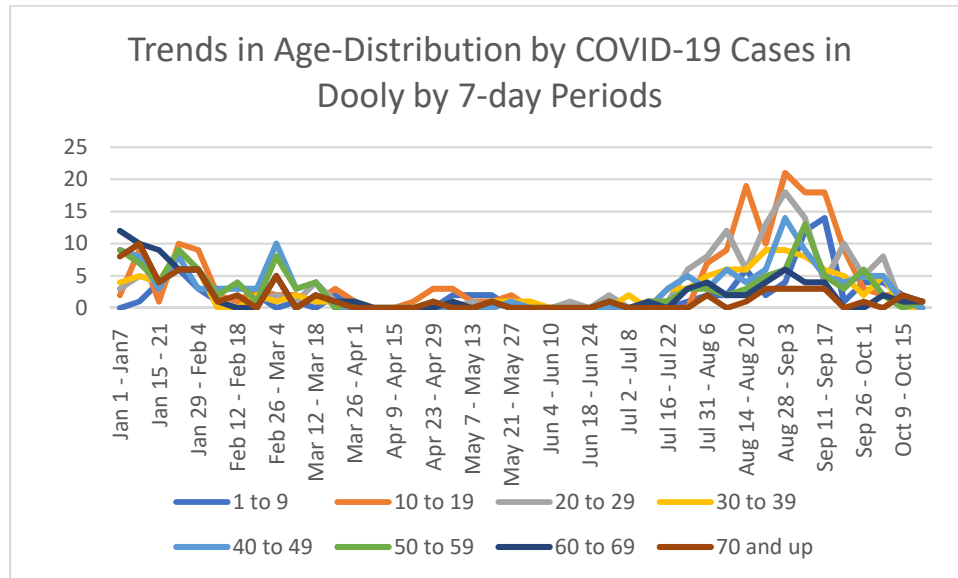
|                               | Previous 14 days<br>September 22 –<br>October 6 | Recent 14 days<br>October 7 –<br>October 21 | % Change |
|-------------------------------|---|---|----------|
| <b>Needed hospitalization</b> | 1   | 3   | 200%     |



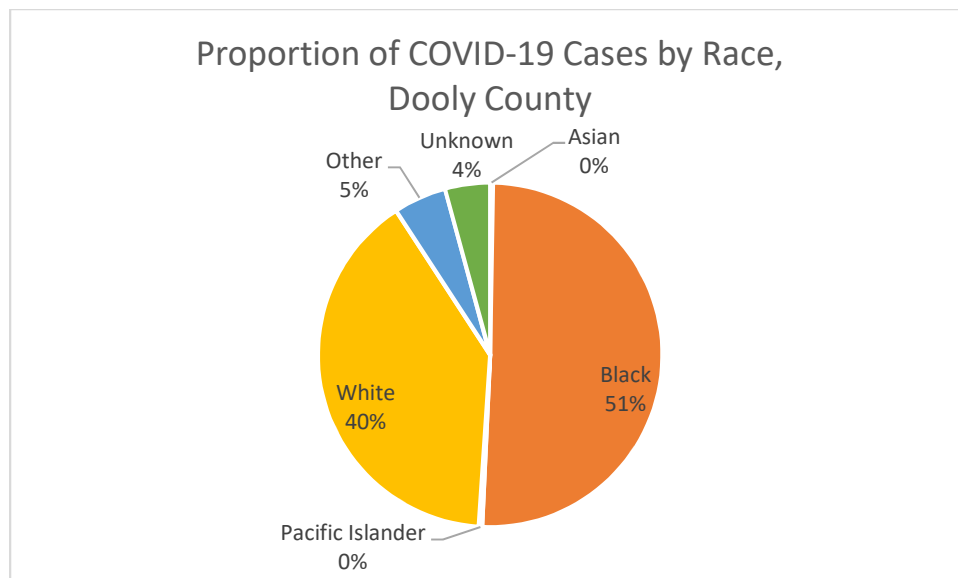
**TABLE 6. DEMOGRAPHIC DATA OF COVID-19 CASES IN DOOLY COUNTY**

| Demographic      |                       | Count | %     |
|------------------|-----------------------|-------|-------|
| <b>Gender</b>    | Female                | 885   | 53.4% |
|                  | Male                  | 764   | 46.1% |
|                  | Unknown               | 8     | 0.5%  |
| <b>Age Group</b> |                       |       |       |
|                  | 0-9                   | 104   | 6.3%  |
|                  | 10-19                 | 236   | 14.4% |
|                  | 20-29                 | 244   | 14.9% |
|                  | 30-39                 | 219   | 13.4% |
|                  | 40-49                 | 244   | 14.9% |
|                  | 50-59                 | 246   | 15%   |
|                  | 60-69                 | 194   | 11.8% |
|                  | 70+                   | 153   | 9.3%  |
| <b>Race</b>      |                       |       |       |
|                  | Asian                 | 4     | 0.3%  |
|                  | Black                 | 751   | 50.5% |
|                  | Pacific Islander      | 5     | 0.3%  |
|                  | White                 | 591   | 39.7% |
|                  | Other                 | 74    | 5%    |
|                  | Unknown               | 63    | 4.2%  |
| <b>Ethnicity</b> |                       |       |       |
|                  | Hispanic/Latino       | 114   | 7.6%  |
|                  | Non-Hispanic/Latino   | 1265  | 84.7% |
|                  | Unknown/Not specified | 115   | 7.7%  |

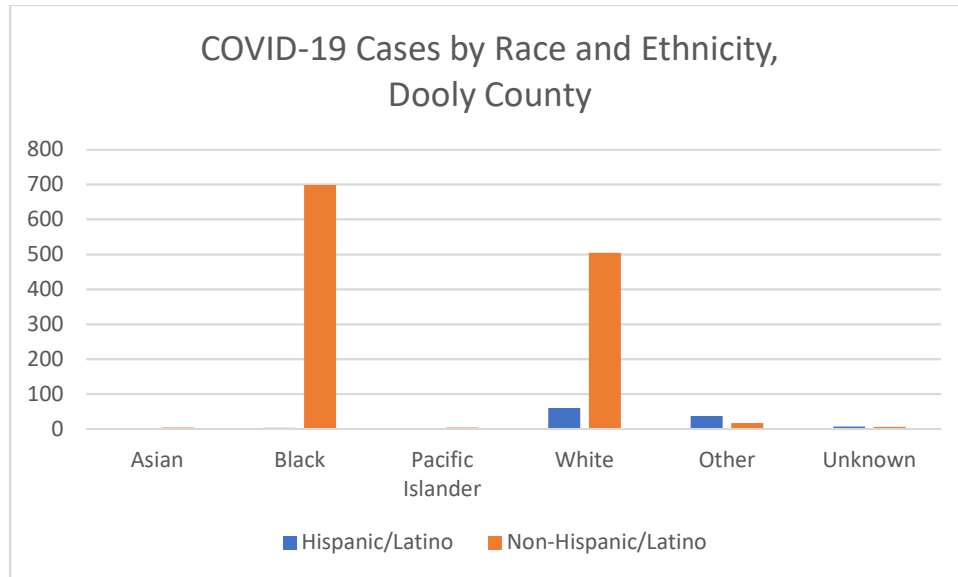
**GRAPH 1. DISTRIBUTION OF POSITIVE CASES BY AGE OVER 7-DAY PERIODS**



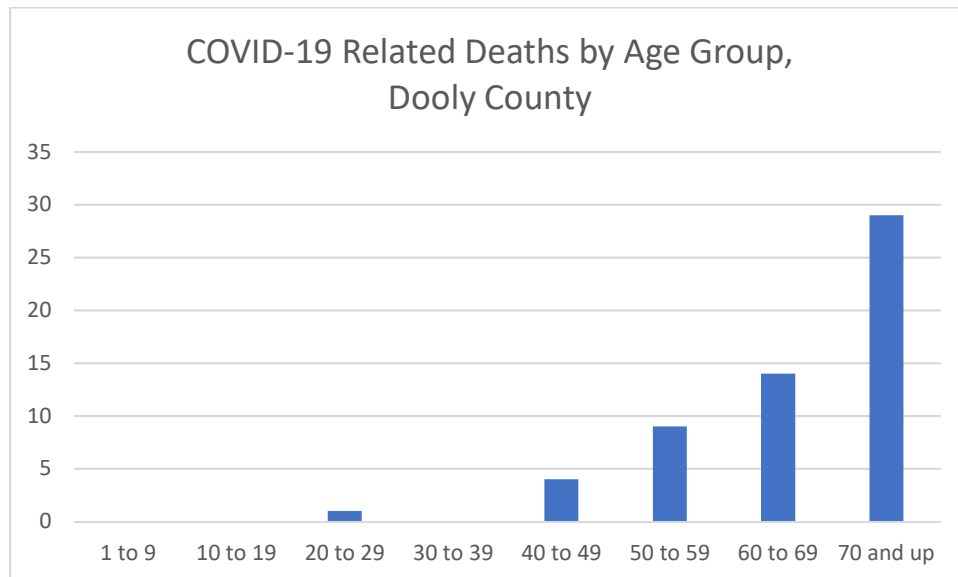
**GRAPH 2. PROPORTION OF COVID-19 CASES IN DOOLY COUNTY**



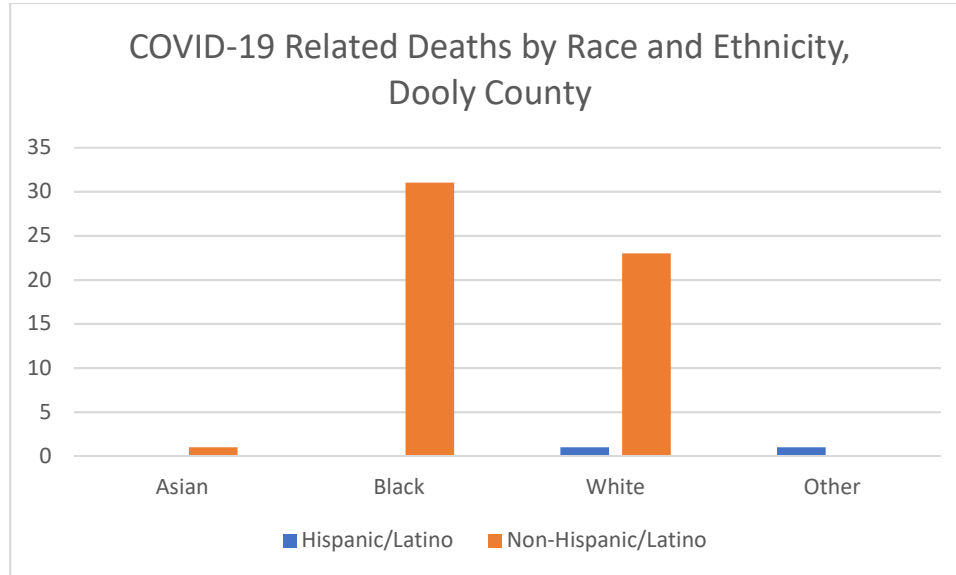
**GRAPH 3. COVID-19 CASES BY RACE AND ETHNICITY IN DOOLY COUNTY**



**GRAPH 4. COVID-19 RELATED DEATHS BY AGE GROUP, DOOLY COUNTY**



**GRAPH 5. COVID-19 RELATED DEATHS BY RACE AND ETHNICITY, DOOLY COUNTY**



**TABLE 7. COVID-19 BY ZIP CODE AND CHANGE IN TWO MOST RECENT 14-DAY PERIODS**

| Zip Code     | Total | Percent of Total | Previous 14 days<br>September 22 –<br>October 6 | Recent 14 days<br>October 7 –<br>October 21 | Percent change<br>in 14-day<br>periods |
|--------------|-------|------------------|---|---|--|
| <b>Dooly</b> | 1494  | 100%             | 41  | 14  | -65.9%                                 |
| <b>31007</b> | 147   | 9.8%             | 5   | 1   | -80%                                   |
| <b>31051</b> | 14    | 0.9%             | 0   | 0   | 0%                                     |
| <b>31063</b> | 90    | 6%               | 0   | 0   | 0%                                     |
| <b>31070</b> | 94    | 6.3%             | 3   | 0   | -100%                                  |
| <b>31091</b> | 412   | 27.6%            | 7   | 4   | -42.9%                                 |
| <b>31092</b> | 737   | 49.3%            | 26  | 9   | 65.4%                                  |