



TABLE 4. DAILY NUMBER OF NEW COVID-19 CASES BY CITY

	Oct 15	Oct 16	Oct 17	Oct 18	Oct 19	Oct 20	Oct 21	Total
Lumpkin	0	0	0	0	0	0	0	0
Omaha	0	1	0	0	0	0	0	1
Richland	0	0	0	0	0	0	0	0

TABLE 5. CASES HOSPITALIZATION AND DEATH COUNTS IN STEWART COUNTY

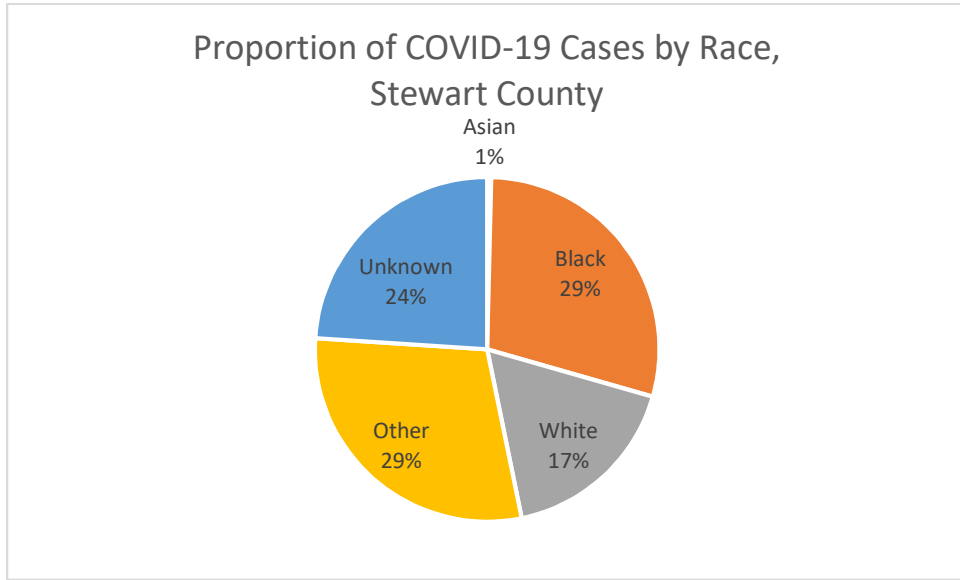
	Total Count	% of Cases that Died
Died	28	1.8%

	Previous 14 days September 22 – October 6	Recent 14 days October 7– October 21	% Change
Needed Hospitalization	1	1	0%

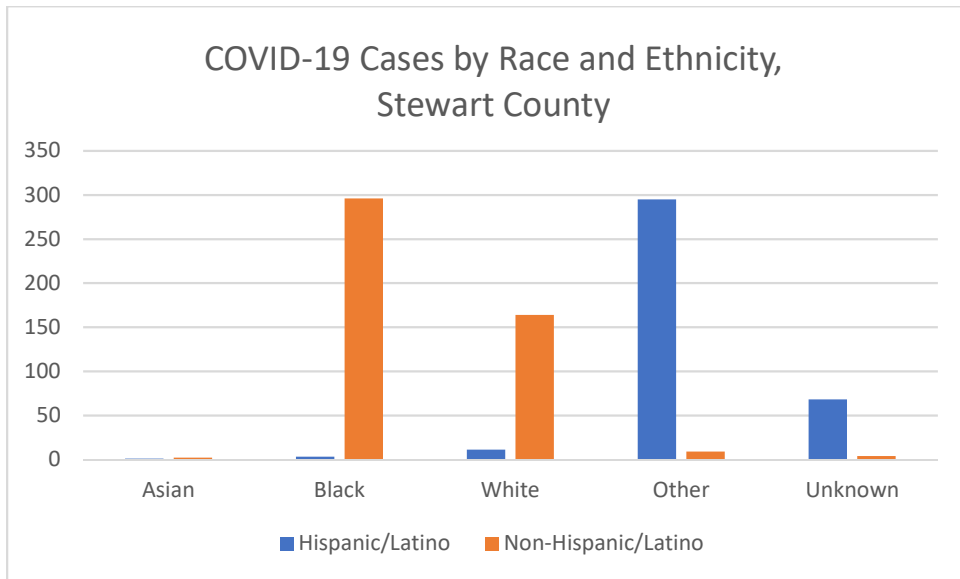
TABLE 6. DEMOGRAPHIC DATA OF COVID-19 CASES IN STEWART COUNTY

Demographic		Count	%
Gender	Female	492	33.1%
	Male	992	66.8%
	Unknown	2	0.1%
Age Group			
	0-9	33	2.2%
	10-19	111	7.4%
	20-29	387	25.8%
	30-39	416	27.7%
	40-49	256	17.1%
	50-59	139	9.3%
	60-69	101	6.7%
	70+	57	3.8%
Race			
	Asian	4	0.4%
	Black	308	29.1%
	White	184	17.4%
	Other	310	29.3%
	Unknown	254	24%
Ethnicity			
	Hispanic/Latino	746	52.5%
	Non-Hispanic/Latino	482	33.9%
	Unknown/Not specified	194	13.6%

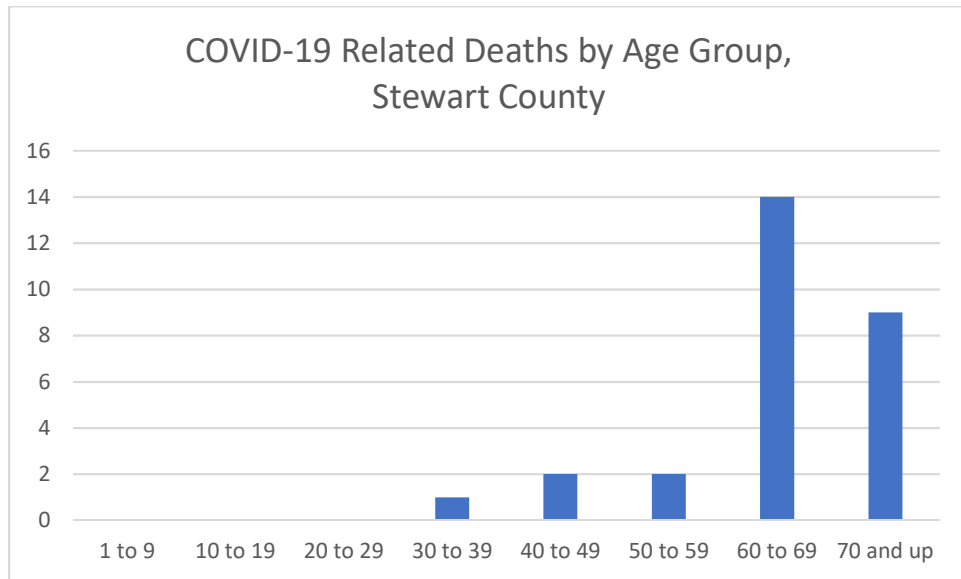
GRAPH 2. PROPORTION OF COVID-19 CASES IN STEWART COUNTY



GRAPH 3. PROPORTION OF COVID-19 CASES BY RACE AND ETHNICITY IN STEWART COUNTY



GRAPH 4. PROPORTION OF COVID-19 RELATED DEATHS BY AGE GROUP STEWART COUNTY



GRAPH 5. PROPORTION OF COVID-19 RELATED DEATHS BY RACE AND ETHNICITY IN STEWART COUNTY

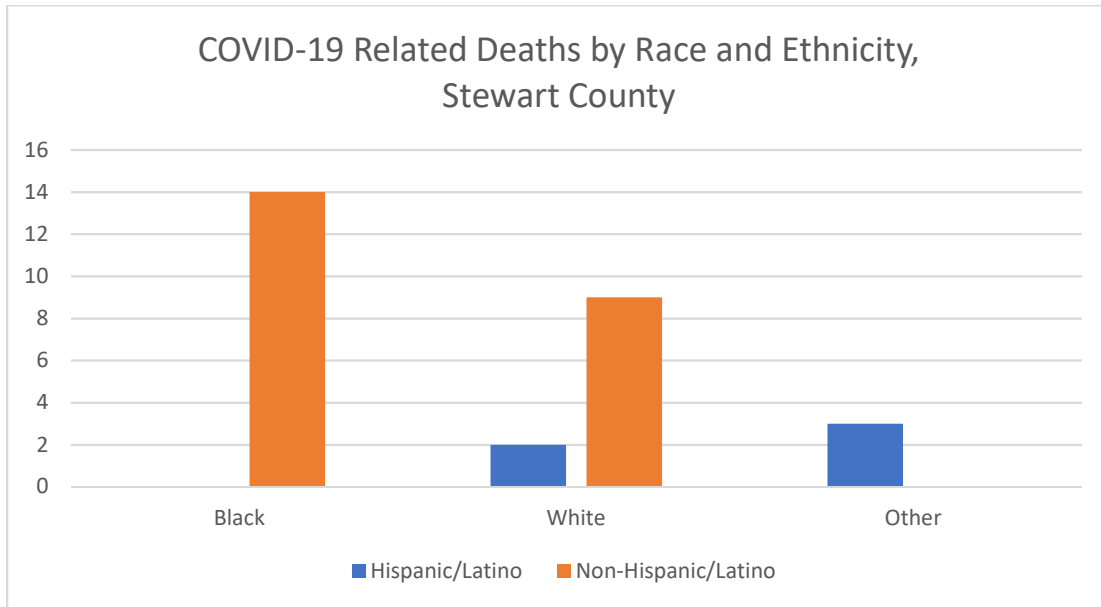


TABLE 7. COVID-19 BY ZIP CODE AND CHANGE IN TWO MOST RECENT 14-DAY PERIODS

Zip Code	Total	Percent of Total	Previous 14 days September 22 – October 6	Recent 14 days October 7 – October 21	Percent Change in 14-day periods
Stewart	1,301	100%	190	11	-94.2%
31815	959	73.9%	170	6	96.5%
31821	34	2.6%	4	1	-75%
31825	308	23.6%	16	4	-75%